

Lake Erie N Scale Society

October, 2001

Dear Lou,

On behalf of the Euclid Public library I would like to extend our thanks to your model train group for the effort they gave in putting together another exciting display for our patrons. It was so kind of you, and the group you represent, to share this exciting hobby with the citizens of Euclid. People asked about the display ahead of time - even though you had only come once before!

Without a doubt, the attendance at all my library programs has been significantly lower since the tragedy in New York. For you to come on the very weekend after the tragedy was unfortunate for us all. People are staying home these days trying to cope and adjust to that which has happened to our country. In no way was a drop in attendance a reflection on your skills or my publicity. I won't take it personally and you shouldn't either!

We all worked hard to create a wonderful display, but the impact of having the World Trade Center collapse was just too overwhelming. I hope we can have you come again next year to put up another display. Again, thanks so much for doing this for us. We certainly appreciate it..

Cordially, Rebecca McFarland

Welcome!

LENS is a group of people with a common interest in modeling N scale railroads using the "NTRAK" modular concept.

Any time we have opportunities to meet and/or display our work and promote this hobby, we would love to have you join us.

This means that ALL of us have chances to participate in the hobby by helping with any or all of the following:

- Setting up/tearing down**
- Running trains**
- Sharing your knowledge**
- Learning something new**
- Answering questions**
- Hosting a meeting**

Notice that NONE of the above requires a module. We need your help... so bring yourself, your enthusiasm, your interest and your trains.

Thanks in advance for helping! Hopefully, we will continue to see you at the meetings and display events.

Come and join in the fun!

The Lake Erie N Scale Society newsletter is published monthly for the sole use of its members by a crew of volunteers.

Opinions published here are solely those of the editor and/or the members of the Lake Erie N Scale Society.

This publication is intended to be a monthly newsletter describing the business, events and the common interest in N scale model railroading enjoyed by the members of the Lake Erie N Scale Society.

www.geocities.com/lensohio/

For information or questions regarding our Society, you may contact Clarence Hanold at 440-255-3901, or Dennis Lloyd at 440-352-7081


(dlloyd@apk.net)

Meetings normally start at 8:00 p.m., the fourth Friday of each month.

Last Month's Event

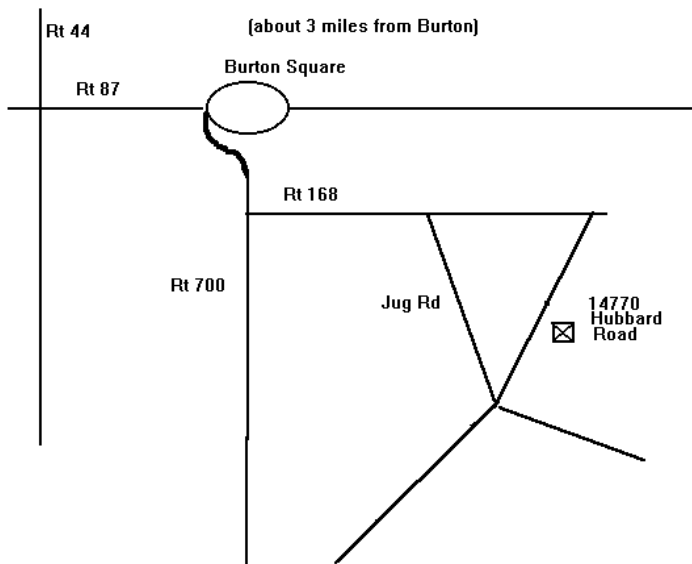
On September 28, at 8:00 p.m. we met at the home of Barb and Matt Kross, on Sperry Road in Chesterland. There was much discussion and clarification as to the number of modules vs. the number of participants for future shows. We also discussed other aspects of set-up, running, and tear-down. Everyone seems to be on the same chapter, if not on the same page.

There was also concern that the front page of the newsletter was beginning to frighten some members. Let's hope that the front page of the current issue brings "happy thoughts."



This Month's Meeting

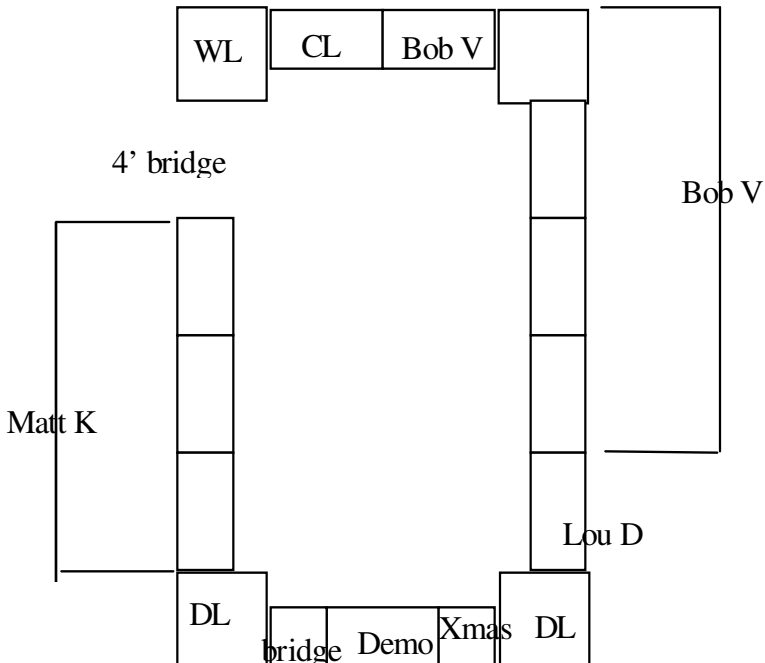
On October 26, at 8 p.m., we will meet at the home of Bob and Carol Varga, just south of beautiful downtown Burbank Burton. We will need to finalize plans for any set-up still on our calendar, such as FarmPark and the Willowick Library. Also, we hope to have on hand the railroad layout video that was omitted last time (it was left at home.) See you there.



Next Month's Meeting

On Friday, November 23, 2001, at 1 p.m. we will set up a display on the second floor of the Burton Library. Running will be on Saturday (9—5) and Sunday (1—5) during regular library hours.

Burton has been a place to break traditions the last two years. Last year we did not set up due to construction. This year there is no Belle's Restaurant for pie afterwards. It is Bob Varga's mission to either find a new place for pie or to begin baking soon. CH likes red raspberry, several others like apple, pumpkin, lemon, and coconut cream.



“web.page”

www.geocities.com/lensohio/

Here is a tip I'd learn a few months ago. You know how hard it is to see the white lettering on the light blue backing paper that all decals are printed on. Well go to your favorite store and buy a handy dandy Marks-A-Lot, black marker. Turn your decal over (back side of decal) and mark your area where the white is printed. This will soak in the paper, then you can see where the white is when you are cutting it out.

I took the box of the HO parts to the Division 5 meeting and put out a donation can next to it. All the parts were taken and we got \$12.75 in donations. I put the money in our donations jug. We actually got money out of the HO guys for the N-scale group!

Matt

I now have a Life-Like SW9/1200 engine. Well, from first hand experience I can agree with the praise that has been given to this engine. I don't have a comparison to show against it, but as far as slow speed movement, I managed to get it to start at a speed where it took 1 minute to move half its own body length before speeding up slightly, able to drop the throttle a little so total body length of track being covered took almost 2 minutes. I am VERY impressed.

As far as Micro-Trains coupler conversion for the beast

goes, I was NOT about to drill a hole through the walkways on the front or the rear of the engine. (According to the on the box specifications, the screw hole would be dead center of the walkways on the front and back of the engine to mount the couplers). I was happy to discover that by carefully snapping out the original coupler holder (pressing in between the space of the top step and the deck in front/back will push the snap holder off its attachment point. This will allow the holder to fall/be pulled from the engine body) and removing the metal spring (a flat piece of metal) the pin used to hold the old coupler could hold the Micro-Trains 1015-1 RDA that I have through its screw hole. Attached, the small throat of the draft box pokes through the coupler hold on the engine with the rest of the draft box filling it to make a solid front. It actually looks quite nice to my eyes, though I have no clue how it compares to the prototype.



F.R.E.D.



See you at the next station!

Copyright 2001, The Lake Erie N Scale Society
www.geocities.com/lensohio/