



L.E.N.S.

6051 Harrison St.
Mentor, OH 44060

Monthly publication of the
Lake Erie N Scale Society

PLACE
STAMP
HERE

N-TRAK
N SCALE MODULAR RAILROADING

May, 2004

First Class Mail

Welcome!

LENS is a group of people with a common interest in modeling N scale railroads using the "NTRAK" modular concept.

Any time we meet and/or display our work and promote this hobby, we would love to have you join us.

This means that ALL of us have chances to participate in the hobby by helping with any or all of the following:

- Setting up/tearing down**
- Running trains**
- Sharing your knowledge**
- Learning something new**
- Answering questions**
- Hosting a meeting**

Notice that NONE of the above requires a module. We need your help... so bring yourself, your enthusiasm, your interest and your trains.

Thanks in advance for helping! Hopefully, we will continue to see you at the meetings and display events.

Come and join in the fun!

The Lake Erie N Scale Society newsletter is published monthly for the sole use of its members by a crew of volunteers.

Opinions published here are solely those of the editor and/or the members of the Lake Erie N Scale Society.

This publication is intended to be a monthly newsletter describing the business, events and the common interest in N scale model railroading enjoyed by the members of the Lake Erie N Scale Society.

www.geocities.com/lensohio/

For information or questions regarding our Society, you may contact Dennis Lloyd at 440-352-7081 - or - (dlloyd@apk.net)

Meetings normally start at 8:00 p.m., the fourth Friday of each month.

Lake Erie N Scale Society

May, 2004




How shirt!

After discussing the idea of having a “club shirt” (for 11 years), we finally have one!


See the insert in this month's newsletter, or contact Lou Dreher **before JUNE 7, 2004**, to order one of several styles of shirts, jackets and/or hats.

Best quantity discounts available on this first order—don't miss out!



Lou: 440-257-9429 or dreheroh@apk.net

Last Month's Meeting



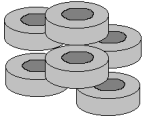
April's meeting was held at the home of Lou Dreher. We discussed the setup and success of Railfest, and planned for the upcoming display at the Farnpark the following weekend.

Lou revealed the details of a "project" that he has been "secretly" developing. LENS now has a line of logo shirts, jackets & hats. The problem (for about 11 years) was we could not agree on a type of shirt—some wanted short or long sleeves / pocket, no pocket, etc. We will have it all! See the insert in this months newsletter for details.

The first order (read as, best discount), must be placed by Monday, June 7th.

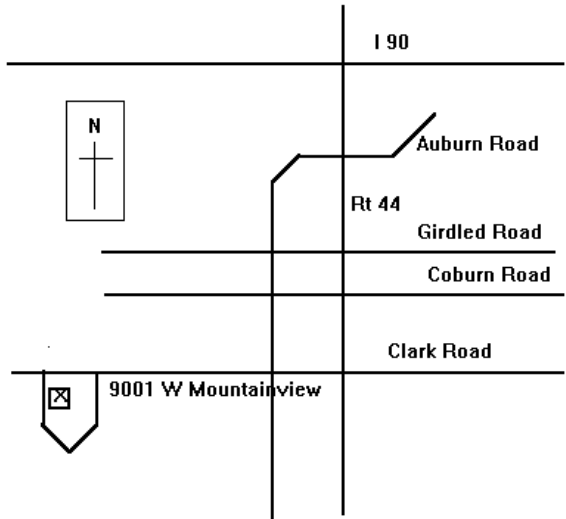
Don't miss out....

This Month's Meeting



Once again we will travel to the “Duct Tape Capital of the World”, better known as John Evan’s house. He has offered the talents of his wife, to demonstrate their sewing machine. “Why?, you ask. John said they would be able to add names to our new LENS logo shirts, hats, etc. with the embroidery program. *I wonder if he told Sally?*

Dave Neff mentioned that he belongs to another group and they are incorporated. To quote Dave, *“Being involved in another ‘amateur’ hobby group... I am concerned that we are not incorporated. In*



today's litigious society in which lawyer-buzzards seek ALL pockets, I believe we are at risk for spectators' accidents/injuries which occur at, coming, or going from any of our 'events' (read setups), even at libraries. If we don't think this kind of thing can happen, we'd better have a re-think! I'm not really an alarmist, but I do believe this topic is worthy of our discussion.” (However, Dave will probably

forget to show up...) 😊

Learning From Prototype



Railroad Locks

Locks are an integral part of railroad operations. A particular company's territory might stretch over hundreds of lonely miles, so the security of its facilities was of utmost importance. Consider how much damage a single misaligned switch might cause, and it's no wonder that railroad companies paid considerable attention to security from the very beginnings of the industry.

Railroad locks had to be strong enough to endure harsh, industrial conditions as well as repeated use. They also had to be standardized so that different employees could open them, provided they had the proper key. Locks evolved through a progression of styles, from very ornate customized variations to more utilitarian, standardized models. Among the most prized are the early "cast back" locks which had ornate, three-dimensional designs cast into the lock body. The



(Continued on page 7)

(Continued from page 6)

designs were usually based on the railroad's initials. Making such locks involved special fabrication and brass casting skills, since each design varied with the railroad.



In time, locks evolved to plainer brass models with simple cast initials, and then to standardized, steel models with stamped railroad initials. The steel models were of course subject to corrosion, whereas the brass models just acquired a patina.

The shape of railroad locks varied also. "Heart shaped" locks were most common and were typically used to lock switches. A variety of other shapes were also manufactured for such purposes as locking signal facilities and buildings. Generally speaking, collectors consider a lock to be a railroad lock only if it is marked for a railroad. As with lanterns, "railroad style" locks could reasonably have been used in industrial operations of a non-railroad nature.



Ref.: www.railroadiana.org/pgLocks.shtml

Additional information can be found at...



www.cpr.org/Museum/Railroadiana_Express/Locks.html

Our "Annual Swap Meet", is now available at every meeting!


If you have surplus engines, buildings, rolling stock, modules, etc., bring them to any of the meetings to offer great deals to your fellow members.

Next Month's Meeting

*We're looking for a place to hold the **June** meeting.*



Want to volunteer?



Layout Planner

Venue	<i>“Capitol Limited” - 2004 N Scale East</i>	<i>Dates</i>	<i>Event times</i>
Set up	Wednesday	8/04/04	Various / Multiple
	Thursday	8/05/04	Various / Multiple
Oper.	Friday	8/06/04	Various / Multiple
	Saturday	8/07/04	Various / Multiple
	Sunday	8/08/04	Various / Multiple

A complete schedule is available at...
www.bigtrainlayout.org/caplimited2004_timetable.pdf

Don't forget to register yourself and maybe one or more modules, for the “Capitol Limited” convention in August!
www.bigtrainlayout.org

VERY IMPORTANT!!!

*If you intend to bring a module, you must register it **NOW**.*

*Once you register it, there is a **CERTIFICATION** process that must be completed (in advance, or at the show) before it can be accepted for display.*

See the web site (above), or ask some of your fellow members for details.

“web.page”

Model Train Weathering

<http://home.comcast.net/~rdivizio/trains/>

I ran across this web site when it was mentioned in a newsgroup email. Although the author models in HO scale, the techniques are useful in all scales.

He includes a gallery of cars he has weathered. Clicking on a photo will bring up a series of close-up detail shots of that car.

The most useful section for me was the “Inspiration Yard”. Here he details the effect of weathering, providing a description of each method. The sections include:



The water streak effect.

The rust effect .



My turning points .




Using A. I. M.
Weathering Products.

Try some of these techniques or others. They add realism to our model world.

- Dennis Lloyd

Visit our web site at www.geocities.com/lensohio/

“F.R.E.D.”



See you at the next station!

Copyright 1999-2004 The Lake Erie N Scale Society
www.geocities.com/lensohio/