



Monthly publication of the

# Lake Erie “N” Scale Society

*“L.E.N.S.”*

July, 2005

**News and Opinions  
Monthly Meeting Info  
Web Sites of Interest  
Learning from Prototypes  
Show Schedules  
and more!**

**N-TRAK**  
N SCALE MODULAR RAILROADING

## Welcome!

LENS is a group of people with a common interest in modeling N scale railroads using the "NTRAK" modular concept.

Any time we meet and/or display our work and promote this hobby, we would love to have you join us.

This means that ALL of us have chances to participate in the hobby by helping with any or all of the following:

**Setting up/tearing down**  
**Running trains**  
**Sharing your knowledge**  
**Learning something new**  
**Answering questions**  
**Hosting a meeting**

Notice that NONE of the above requires a module. We need your help... so bring yourself, your enthusiasm, your interest and your trains.

Thanks in advance for helping! Hopefully, we will continue to see you at the meetings and display events.

***Come and join in the fun!***

[www.geocities.com/lensohio/](http://www.geocities.com/lensohio/)

The Lake Erie N Scale Society newsletter is published monthly for the sole use of its members by a crew of volunteers.

Opinions published here are solely those of the editor and/or the members of the Lake Erie N Scale Society.

This publication is intended to be a monthly newsletter describing the business, events and the common interest in N scale model railroading enjoyed by the members of the Lake Erie N Scale Society.

**For information or questions regarding our Society, you may contact Dennis Lloyd at 440-352-7081 - or - (dlloyd@apk.net)**

Meetings normally start at 8:00 p.m., the fourth Friday of each month.

# Lake Erie N Scale Society

July, 2005

## The LENS Layout Tour

We didn't hold a meeting in June so we could take advantage of visiting home layouts of our various members. Due to a recent regional NMRA convention in the area, many home layouts were in "show condition".

Dave N. acted as our Conductor and provided everyone with a tour schedule. People were encouraged to spend as much or as little time on the "train" as they wished.

Several people started the tour at Wayne & Bonnie L's layout where we had about 45 minutes to observe their efforts. Conductor Dave (better know as the tour nazi), called out "boarding orders" to keep the tour moving. Thanks to Dave's guidance, the tour moved along well & stayed on schedule throughout.

We then arrived at Matt K's layout to see the progress that has been made since the last work session. After much discussion and photos, the "train" left for an Eat-N-Park restaurant (had to get "N" in there...) for a lunch break.

After a short ride down the "tracks", we stopped at Conductor Dave N's layout where several people joined the tour. We took this opportunity to take a group photo, as this was the location where almost everyone was present.

*(Continued on page 4)*

## The LENS Layout Tour

*(Continued from page 3)*

From there, we had a short ride to Charlie T's layout . He has made a lot of progress on his layout since the photo that appeared here a couple of months ago.

The last "official" stop was at the home of Dan P. An impromptu "show & tell" session provided those who remained, a review of several of the photos that had been taken during the day (digital—ain't technology grand?).

A few people had to travel back to the starting point to retrieve vehicles. While at this "whistle stop", we took 5 minutes to observe the "G" scale layout that is under way in the back yard of Lou D's.

Thanks to Dave N. for the idea of holding a tour and for his efforts as Conductor. Also, many thanks to the folks that hosted the layout locations and for the snacks and restroom facilities.

Even though the planned BBQ was cancelled at the last minute, the tour was a success and everyone present enjoyed this social event. The tour was something different

*(Continued on page 6)*

### **Stewart's Hobbies & Collectors' Toys**


38033 Euclid Ave.

**440-942-6632**

Microtrains Dealer

*You've seen Rob & Sandy at Railfest — why not visit their store in Willoughby when you get a chance*

## This Month's Meeting



July's meeting will be held at the home of Robert T. Friday night's meeting will start at the usual 8 p.m. and is slated to be held outside in the backyard, with a "rain out" location of the Denny's Restaurant if the weather does not cooperate. Please bring a lawn chair for yourself.

I understand that Robert has an extensive G scale layout in his yard that covers three separate areas. As many as 7 trains can be run simultaneously. This could easily be one of those "hidden treasures" that we need to discover!

We will be discussing the LENS layout tour and its success and / or failure, future layout venues, the state of our treasury and our group in general, a proposal regarding an N scale convention being planned for Louisville in 2008 and what we can do to find more opportunities to display our modules.





## The LENS Layout Tour

*(Continued from page 4)*

from the usual activities of the club. The next opportunity for a social event will be the annual picnic, slated for August.

Bob G. had an interesting idea. Everyone on the tour brought one car along to make up a “rag tag” consist. Each layout host provided an engine for motive power. Notice the consist continued to change as it progressed from point to point.





***Our "Annual Swap Meet", is now available at every meeting!***

If you have surplus engines, buildings, rolling stock, modules, etc., bring them to any of the meetings to offer great deals to your fellow members.

## Next Month's Meeting

### Annual Family Picnic *Saturday, August 27, 2005*

We are going to try something a little different this year. Our annual picnic is going to start earlier in the day so we can provide games for the families, followed by the "usual" cookout / pot luck format.

The venue this year will be the pavilion at Big Creek Park (a map will be provided). There is a baseball diamond and plenty of space for games and entertainment like Frisbee and horseshoes. After people are completely worn out, we will move to the pavilion for dinner.

You will need to bring something to grill, something to share, plates and utensils, and a beverage. Also bring Frisbees, baseball gloves / bats / balls, footballs, or anything else you think will entertain the attendees.

- ◇ 3:00 p.m. Picnic / games begin
- ◇ 6:30 p.m. BBQ coals will be ready
- ◇ 7:00 p.m. Pot luck dinner served

Past picnics have always been enjoyed by those in attendance and has become the traditional social event for LENS members and their guests. This event replaces the monthly meeting.

**Please note the day is the fourth SATURDAY of the month.**

***Join us whenever you can during the day!***



## Event Planner

Venue	<i><b>LENS annual picnic</b></i>	<i><b>Dates</b></i>	<i><b>Times</b></i>
	LENS annual picnic	8/27/05	3 p.m. — ???



### ***Looking for LENS “gear”?***



Contact Karen (440-347-0938) to order your favorite items. Quality, prices & selection to fit every budget!



[“web.page”](#)

This month we will present a list and brief description of various sights that some of you may wish to use.

First is a sight about creating realistic names for railroads, towns, etc. It discusses the reasons behind various names and can be found at:

**<http://www.carrtracks.com/names.htm>**

The next site lets you create custom interstate signs for your layout. They can be designed, customized, sized, and printed. Look in:

**<http://www.kurumi.com/roads/signmaker/signmaker.html>**

Next up is a site on making chain link fence, as illustrated below. The site is:

**<http://home.mindspring.com/~filker/Fences/MakeFence.html>**



*(Continued on page 11)*

*(Continued from page 10)*

Next, for those who have missed Matt's handouts/clinics on electronic circuits or who would like to see an alternative, check out the circuit section of the Armadillo & Western Railroad web site at:

**<http://www.awrr.com/>**

Here you will find circuits and parts lists for DC throttles as well as the following projects:

**Turnout direction indicators  
Capacitive Discharge Power Supplies  
Turnout Diode Matrix  
Car Lighting  
Power Supplies  
Occupancy Detectors  
Rotating Beacon  
DCC Accessories  
Crossing Flasher  
Layout Lighting  
FRED  
Flickering Fire**

To see these, visit the armadillo.



Visit our web site at [www.geocities.com/lensohio/](http://www.geocities.com/lensohio/)

**“F.R.E.D.”**



*See you at the next station!*