



Monthly publication of the

Lake Erie "N" Scale Society

"L.E.N.S."

April, 2006



News and Opinions
Monthly Meeting Info
Web Sites of Interest
Learning from Prototypes
Show Schedules
and more!



Welcome!

LENS is a group of people with a common interest in modeling N scale railroads using the "NTRAK" modular concept.

Any time we meet and/or display our work and promote this hobby, we would love to have you join us.

This means that ALL of us have chances to participate in the hobby by helping with any or all of the following:

Setting up / tearing down
Running trains
Sharing your knowledge
Learning something new
Answering questions
Hosting a meeting

Notice that NONE of the above requires a module. We need your help... so bring yourself, your enthusiasm, your interest and your trains.

Thanks in advance for helping!
Hopefully, we will continue to see you at the meetings and display events.

Come and join in the fun!

www.geocities.com/lensohio

The Lake Erie N Scale Society newsletter is published monthly for the sole use of its members by a crew of volunteers.

Opinions published here are solely those of the editor and/or the members of the Lake Erie N Scale Society.

This publication is intended to be a monthly newsletter describing the business, events and the common interest in N scale model railroading enjoyed by the members of the Lake Erie N Scale Society.

For information or questions regarding our Society, you may contact Dennis Lloyd at 440-352-7081 - or - (dennis.lloyd@comcast.net)

Meetings normally start at 8:00 p.m., the fourth Friday of each month.

April, 2006

You may not realize it, but this issue is the 23rd one that has been published as a “.pdf” formatted file. For those of you that remember, we used to send out a single page “meeting announcement” that specified the meeting location, reminded ~~Dave~~ everyone of the date and time, and a map.

It was suggested that we try a newsletter format, and a multi paged document was born. As we added more pages and features, the cost of printing and postage came to about \$50. per month. We decided to try an “electronic” version, and the current format was born. We worked out a few bugs in the early months, but the conversion was successful.

We are still sending a few “printed paper” copies, but not many. We usually publish 12 pages, in color (versus the B & W printed version); sometimes there are as little as 4, and as many as 20 pages. As you know, the “.pdf” version is much cleaner and more vibrant to read.

However, none of this would be possible without the help of an individual that has gone quietly unnoticed. Once I write the newsletter and assemble it, I send the MS Publisher file to Dan P., who converts it (and compresses it) to its smallest possible format. We experimented and found that Dan’s program makes the file the smallest so it will display quickly, even on a dial up line.

Each month he faithfully converts and returns the finished document to me for publication. Thanks Dan, for helping us save over \$1000!

Last Month's Meeting



For several years we have been setting up our modules at Lakeland Community College as part of Railfest.

For “newbies”, this is advertised as the largest train show in northeastern Ohio. With 300 vendor tables, 7 operating layouts in several scales, clinics and more, there is something for everyone to see and do.

LENS set up a 12' x 48" layout that was well received by the public. We offered everything from short MOW trains to lloooooong coal drags lashed up to 3 or 4 prime movers.

Thanks to everyone for their help in setting up and tearing down, as it went relatively smooth on both ends.


This Month's Meeting

This month's meeting will be replaced by a set up and running of trains at the Farmpark. Of Lake County This is going to be a difficult set up because a number of our regular members will be away at a meeting and will not be able attend.

Since the Farmpark is open from 9 a.m. to 5 p.m. both days, we will have a lot of operating time to cover with less people. **Please** mark your calendar for the weekend of April 29 & 30, and attempt to set aside some time to run trains during this weekend.

The program, started a few years ago, is called "Railroads in the Park". The first year we were there, it was our group and the NMRA HO modules. Things have grown, as this year there will be operating layouts in "N", "HO", "S" & "G" (both inside and outside). In addition, there will be a workshop set up for people to build a wooden train for \$1.00.

Set up for this event will be 7 p.m. on Friday, April 28.



Learning From Prototype

Date Nails

Briefly, a date nail is a nail with the date stamped in its head. For example, a nail with a "41" is from 1941. They are usually 2 1/2" long, with 1/4" shanks. Date nails were driven into railroad ties, bridge timbers, utility poles, mine props, and other wooden structures for record keeping purposes.

Date nails were manufactured by steel companies on high speed machines, even in the early years. If a railroad wanted to use date nails, they would order the kind of nails they wanted (for instance, a 2 1/2" x 3/16" steel nail, round with raised numerals "34"). The nails were driven into ties either at the treating plant, to indicate the year of treatment, or at the track, to indicate the year the tie was laid.

When a rotted or mechanically damaged tie was removed, the date on the nail was noted. Ties were never removed because of age, so date nails did not tell section foremen when to replace ties.


In the first decade of the 20th century railroads which used date nails drove them into every treated tie. Some lines found the record obtained by this method to be a failure, so beginning 1909 some railroads concentrated their record in special test sections. For these companies keeping track of only a few thousand ties was far more economical and accurate than tracking several million ties. By the early



(Continued on page 7)

(Continued from page 6)

1920's, however, most of these railroads had returned to the practice of placing nails in every treated tie.



Most date nails are steel, though many are copper, aluminum, malleable iron, or brass. Lengths run from a paltry 3/4" up to 3", with shank diameters running from 1/8" up to 5/16". The nail heads can be round, square, diamond, pentagon, as well as other rarer shapes. Over 2,000 different date nails were used by North American railroads. Add to that the nails which tell wood treatment, and other information, the ones used in poles and other timbers, and the total number from this continent alone easily exceeds 3,500.

Isn't pulling date nails illegal? Yes, if you don't ask for permission. By wandering on to an active line and pulling nails you are trespassing, vandalizing, and stealing, though railroads in general not only do not care about the nails, they are no longer aware they are even there. If you ask for permission first, you will almost always be given a positive nod to go ahead.

Our "Annual Swap Meet", is available at every meeting!

If you have surplus engines, buildings, rolling stock, modules, etc., bring them to any of the meetings to offer great deals to your fellow members.

Next Month's Meeting

The May meeting of LENS will be breaking from tradition. At the request of a few members, we are going to try a Saturday meeting at 7 p.m.

Please note (Dave): the day & the time are different than it has been for decades!

We will be meeting at the home of John A. There will be a review of the set ups at Railfest and the Farmpak to see if there is anything we will need to change to make things smother (although things seem to be running smother than they have for a long time.

We also will be discussing plans for the next few set ups as we have been invited to some new venues this year. In July, we are going to set up an "L" shaped layout at the Burton Steam Show. This is a new venue and should prove to be interesting.

In addition, we will be adding the track and ballast to the "Build A Module" project. Keep in mind; the finished project will be available for sale (cost of the materials) to any member of LENS. If there are more than one "takers", we will hold a raffle. I'm sure that no one will be left out, as anyone wanting to build a module has a huge amount of resources available from our group to draw from.

Stewart's Hobbies & Collector's Toys

38033 Euclid Ave.

440-942-6632

Microtrains Dealer

You've seen Rob & Sandy at Railfest — why not visit their store in Willoughby when you get a chance

Event Planner

Venue	FarmPark	Dates	Times
Set up	Friday	4/28/06	7 p.m.
Operate	Saturday	4/28/06	9 a.m.—5 p.m.
Operate	Sunday	4/28/06	9 a.m.—5 p.m.

Venue	Burton - Steam Show	Dates	Times
Set up	Friday	7/28/06	7 p.m.
Operate	Saturday	7/29/06	---
Operate	Sunday	7/30/06	---

Looking for LENS “gear”?



Contact Karen (**440-347-0938**) to order your favorite items. Quality, prices & selection to fit every budget!



I received e-mail from a couple of LENS members asking to have this info included in the newsletter - here goes...

"N-SCALE WEEKEND"

Aug 26 & 27, 2006

Bedford, PA

Dear N-Scale Weekend Participant,

The Bedford Model Railroaders are hosting their second "N-Scale Weekend" August 24, 25 & 26, 2006 in Bedford, Pennsylvania.

This event is not a convention but a weekend dedicated to running N-Scale Trains & Fun! Be it the experienced modeler or a beginner to the hobby this is an event you should not miss! Last year \$1,400.00 was given out as door prizes to participants!

Schedule of Events:

Friday August 25th

Vendor & Layout, Set-Up: 2 PM till 9 PM

Saturday August 26th

Vendor & Layout Set-Up: 8 AM - 10 AM

Open Public 10 AM till 5 PM

Pig Roast 5:30 PM Vendors & Participants Only

Slide Show: Bedford Best Western 9 PM ???????

Sunday August 27th

Vendors & Participants Building Open 8 AM

Open to Public 9 AM till 3 PM

Tear Down 3 PM

(Continued on page 11)

(Continued from page 10)

Location:

BEDFORD FORD "Auto Mall" Rt. 30 west 2.5 mile west of Bedford, PA Bedford is located Midway between Harrisburg & Pittsburgh Exit #146 (old Exit #11) PA Turnpike.

Lodging:

Judy's Motel, 814-623-9118 ask for Bill
Bedford Best Western Inn 814-623-9006 (Ask for RR Discount)
Quality Inn-Bedford 814-623-5188 (for special rate, ask for Ashley 7-3 p.m.)
Campground & RV's: Bedford Fairgrounds 623-9011 & Friendship Village 623-1677


Information:

Mike Philips 773 Barclay Drive
Bedford, PA 15522
Phone: 814-623-2239
E-mail: miknscale@yahoo.com

Mike is requesting "Participation Registration " be completed by August 18, 2006.

Visit our web site at www.geocities.com/lensohio/

“F.R.E.D.”



See you at the next station!

Copyright 1999-2006 The Lake Erie N Scale Society

www.geocities.com/lensohio/